

# Captain Sabertooth and the Magic Diamond

How to Get Started - English


## PC

You can purchase and play “Captain Sabertooth and the Magic Diamond” on a computer if you have an operating system from Windows. You will need a software called “Steam”. You can install Steam for free after downloading it from this website: <https://store.steampowered.com>



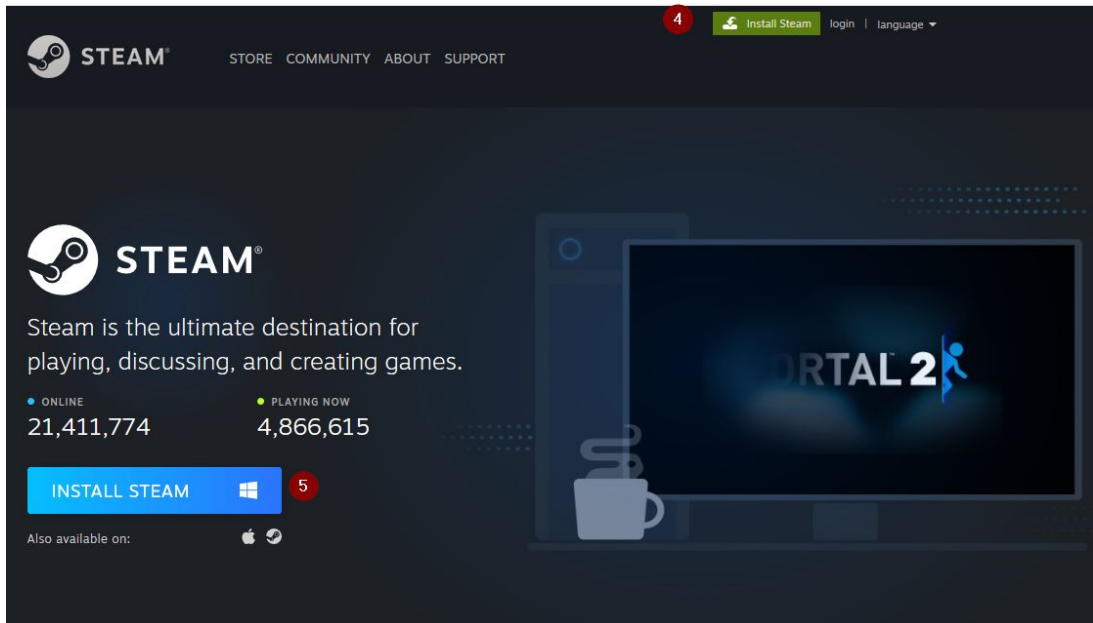
## How to install Steam

1. Make sure your computer is connected to the internet.
2. Start a web browser, for example Microsoft Edge, Google Chrome, or Mozilla Firefox.
3. In the address bar in the top you can type [steampowered.com](https://store.steampowered.com) then press Enter on your keyboard.
4. In the top right of the page that appears, there is a green button that says “Install

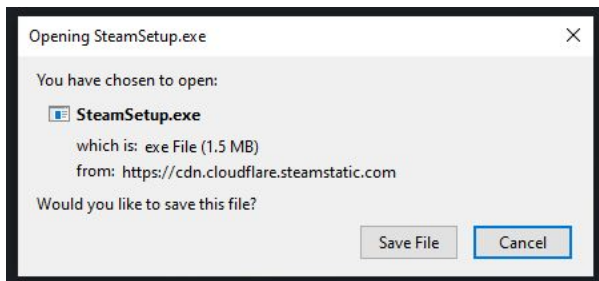


Steam”.

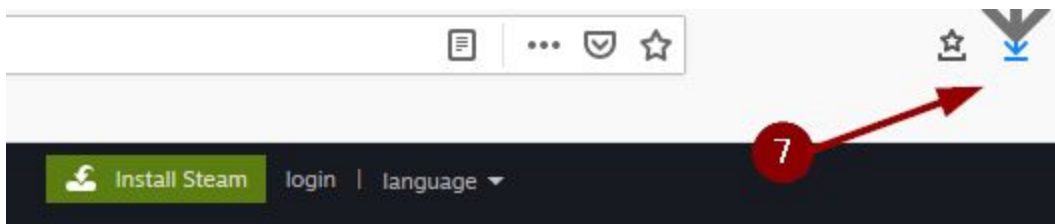
5. You will be taken to an information page with a new, blue button that says “Install Steam”. Click this button.



6. A download dialogue window pops up. Click “Save File”



7. Steam is now downloading. You may follow the progress by clicking on the downloads icon in the top right corner of your web browser.




8. When the download is complete, click the download icon mentioned above. Open the installation software.
9. After installing Steam, you have to start the Steam software and log in. If you do not have a user to log in with, follow the instructions displayed for making a new user.

# How to buy or play Captain Sabertooth through Steam

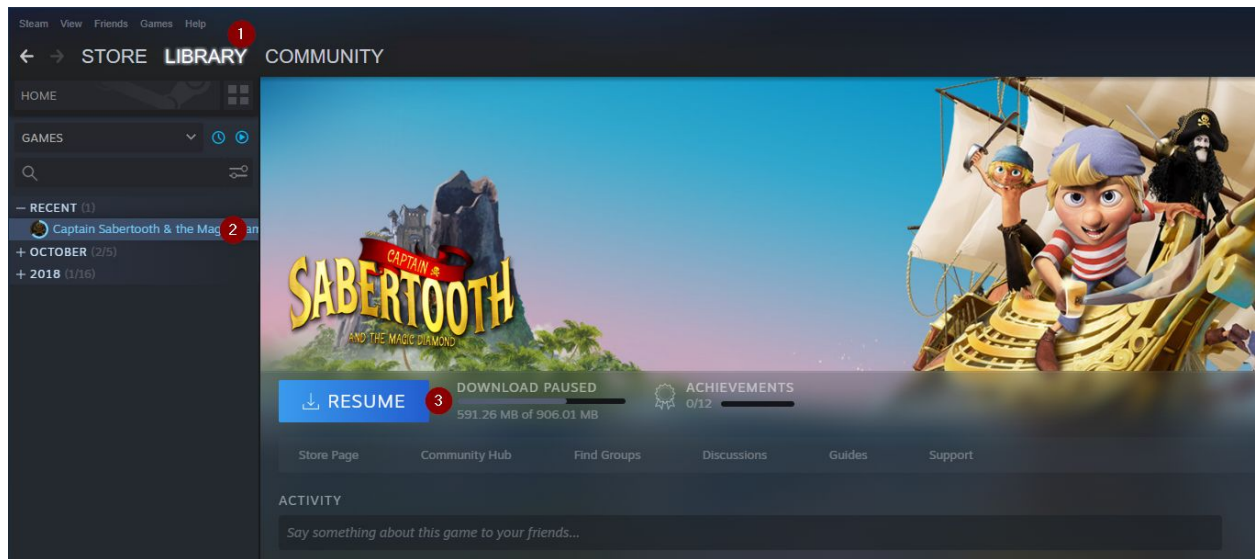
When you have logged into Steam you may either buy the Captain Sabertooth-game here, or start installing and playing the game if you have already bought it. Pick the section below that is relevant for you:

## I want to buy the game



1. In the Steam-software window, click where it says “Store” in the menu with big letters. You might already be within this section of Steam.
2. In the Store window, click the search bar in the top right of the middle of the page.
3. Type “Captain Sabertooth” and click on the game when it pops up. Alternatively, press Enter after you have typed your search to view a page with all possible games that fit the search. Find and click “Captain Sabertooth and the Magic Diamond” in this list.
4. An information page about the game will appear. Scroll down a bit and find the button  
 “Add to Cart” and click that.
5. The next page will ask you if you wish to purchase the game for yourself or gift it to someone else. Choose “for myself”.
6. You’ll be asked to log in if you aren’t logged in already. If you don’t have an account yet, you can make one here by following the instructions displayed.
7. Once you are logged in, go through the purchase process with an adult - you will need a credit card or money in your “Steam Wallet” account. To transfer money to the latter, click on Menu->Games->”Redeem a Steam Wallet Code” in menu at the very top of Steam and follow the instructions here. ATTENTION: “Steam Wallet” is not available in all countries.
8. After you have bought the game it will be added to your “Library” in the Steam software. Follow the steps in the “Game has Already been Purchased” section below.

## The Game has already been Purchased



1. If the game has already been purchased, it exists in your “Library” on Steam. With the Steam software open, click where it says “Library” in the top menu with big letters.
2. Scroll down the list on the left hand side and click on Captain Sabertooth there. Make sure to clear any filters if you cannot find it.
3. On the right hand side an information page will show. Here you can either click “Install” or “Play” if the game has already been installed. If the game needs to be installed you will see a progress bar for the installation here after you click Install. The Play button will appear once the installation process is complete.
4. Click on Play and have fun!

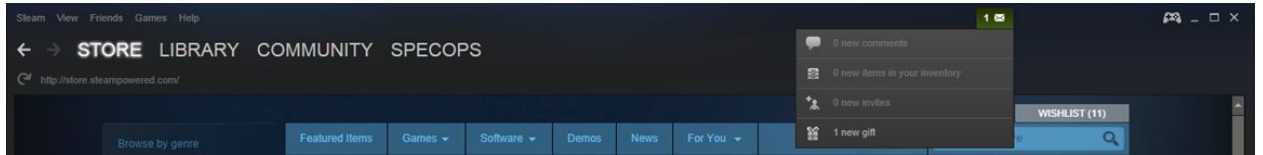


Remember that you can enjoy this game either with mouse and keyboard or with a USB connected gamepad, for example and XBOX-gamepad from Microsoft.

If the game doesn't exist in your library yet even though you expect it to, perhaps you have been given a gift code or been given an activation code? Pick the below section that suits you:

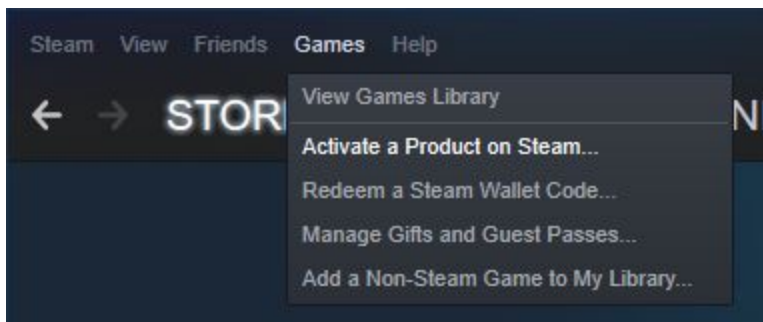
I want to activate a gift code

- a) If you have received a mail regarding the gift with a link you are asked to click - click the link and click “Accept gift” in the question that follows.
- b) Alternatively you can click on the envelope-icon in the top right menu inside Steam. From the dropdown choose “1 New gift”.



After doing one of the above, the game will be added to your game Library. Follow the instructions in the section “The Game has Already been Purchased” to start playing.

I want to activate an activation code



1. In the top left menu of Steam, click on “Games”.
2. From the dropdown, choose “Activate a product on Steam...”
3. Read and confirm the terms and click on “Next” when you are ready.
4. Enter your activation code, for example AAAAA-BBBB-CCCC
5. Click Ok/Activate, then Finish
6. A pop-up for installing the game will appear. Follow the steps here if you wish to install the game at this point.

The game will now be added to your Library. Follow the instructions in the section “The Game has Already been Purchased” to start playing.